



TAU

A NEW CONCEPT IN COMFORT ENHANCING

CHAIR ADJUSTMENTS



SEAT - BACKREST TILT

5 POSITIONS
Turn the grey ring forward to release the tilt movement. Turn the knob forwards-backwards to set the weight tension. Turn the grey ring backwards to lock the inclination.

SEAT ANGLE FORWARDS ADJUSTMENT

3 POSITIONS
Turn the mechanism rear lever to set the seat angle forwards up to **0° - 2,5° - 5°**.

SEAT HEIGHT ADJUSTMENT

To raise: take your weight off the seat, pull the mechanism lever upwards, release the lever when the seat is at the desired height.

To lower: place your weight on the seat, pull the mechanism lever upwards, release the lever when the seat is at the desired height.

HEADREST ADJUSTMENT

Pull upwards / push downwards the headrest to set the desired height. Push forwards / pull backwards the headrest to set the desired inclination

BACKREST HEIGHT ADJUSTMENT

8 POSITIONS

To raise the backrest height: pull backrest up; it will auto-lock at the different heights.
To lower the backrest height: raise backrest to full height, then lower to the lowest position and follow the above process to reach the desired height.

ARMS HEIGHT ADJUSTMENT

10 POSITIONS

Press and hold the button and adjust the arm to desired height. Release button to lock.

SEAT DEPTH ADJUSTMENT

6 POSITIONS

While holding the backrest with your left hand press and hold the button with your right hand and move the seat to desired position using your torso. Release button to lock in desired position.

MECHANISMS AND FUNCTIONS

SM3622115 SYNCHRON WITH SEAT ANGLE ADJUSTMENT RAPID OR SCREW ASSEMBLY



FUNCTIONS

1. Turn the lever to adjust the seat height
2. Turn the knob to adjust the tilting intensity
3. Turn the ring to lock/unlock the backrest tilt
4. Turn the lever to adjust the seat angle

MECHANISM DETAILS

BACKREST

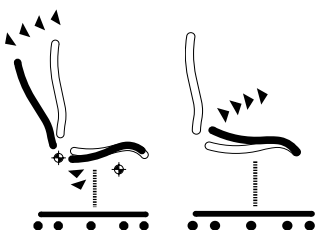
- Tilt: 20°
- Automatic stop search
- 5 locking positions
- Safety antishock system

SEAT

- Tilt: 9°
- Work position: 0°
- Forward adjustment : 0°, 2.5°, 5°

TENSION ADJUSTMENTS

- Lateral
- Easy with 1/4 turn rotation
- Wide intensity setting



SM3622015 SYNCHRON RAPID OR SCREW ASSEMBLY



FUNCTIONS

1. Turn the lever to adjust the seat height
2. Turn the knob to adjust the tilting intensity
3. Turn the ring to lock/unlock the backrest tilt

MECHANISM DETAILS

BACKREST

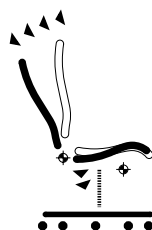
- Tilt: 20°
- Automatic stop search
- 5 locking positions
- Safety antishock system

SEAT

- Tilt: 9°
- Work position: 0°

TENSION ADJUSTMENTS

- Lateral
- Easy with 1/4 turn rotation
- Wide intensity setting



SM3202115/ SM3202015 WEIGHT SENSITIVE SYNCHRON RAPID OR SCREW ASSEMBLY



FUNCTIONS

1. Turn the lever to adjust the seat height
2. Push the button to lock/unlock the backrest tilt

MECHANISM DETAILS

BACKREST

- Tilt: 20°
- Automatic stop search
- 5 locking position using a button
- Safety antishock system

SEAT

- Tilt: 6°
- Work position: 0°

TENSION ADJUSTMENTS

- Weight-sensitive synchron



OTHER COMPONENTS

SF3215315

Black gas column h.215 mm
90 mm tapered.



SE3022015

Black telescopic
column cover.



SF3215915

Black gas column
h.215 mm, 20 mm
tapered.



SF3180402

Chrome gas column h.180 mm.



SB2316615 Pyramid base

Five star base \varnothing 650 mm
Nylon + 30% glass fiber.



SB1056615 Flat base

Five star base \varnothing 650 mm
Nylon + 30% glass fiber.



SB1016611 Aluminium base

Five star base \varnothing 680 mm
Die-cast polished aluminium



RT9002015

Hard castors
castor \varnothing 50 mm
hub \varnothing 39 mm
stem 11x20 mm



RT9002015

Hard castors
castor \varnothing 50 mm
hub \varnothing 39 mm
stem 11x20 mm



RP9002015

Hard castors
castor \varnothing 50 mm
hub \varnothing 16 mm
stem 11x20 mm



RT9008015

Soft castors
castor \varnothing 50 mm
hub \varnothing 39 mm
stem 11x20 mm



RT9008015

Soft castors
castor \varnothing 50 mm
hub \varnothing 39 mm
stem 11x20 mm



RP9008015

Soft castors
castor \varnothing 50 mm
hub \varnothing 16 mm
stem 11x20 mm



RT9009015

Self-braking soft castors
castor \varnothing 50 mm
hub \varnothing 39 mm
stem 11x20 mm



RT9009015

Self-braking soft castors
castor \varnothing 50 mm
hub \varnothing 39 mm
stem 11x20 mm



RP9009015

Self-braking soft castors
castor \varnothing 50 mm
hub \varnothing 16 mm
stem 11x20 mm



RP9008007


Soft castors chrome cover
castor \varnothing 50 mm
hub \varnothing 16 mm

RP9009007

**Self-braking soft castors -
chrome cover**
castor \varnothing 50 mm
hub \varnothing 16 mm
stem 11x20 mm


DIMENSIONS

WITH NYLON BASE



WITH ALUMINIUM BASE



A close-up, low-angle photograph of a black mesh office chair. The image shows the upper part of the backrest, which is covered in a fine, black mesh fabric. The frame is made of dark, possibly black, plastic or metal. The chair is set against a plain white background. The lighting is soft, highlighting the texture of the mesh and the smooth curves of the frame.

This catalogue replaces and invalidates all previous editions. The reproduction, even partial, of this catalogue is prohibited unless previously authorised in writing by Diwar Srl. Diwar Srl reserves the right to modify this catalogue and/or the products it contains, in order to make improvements or in any case for any technical and/or commercial reason it considers useful, without prior notice.

All rights reserved.



uniZ
design for you

Ved Lunden 7

DK-8230 Åbyhøj

Denmark

Phone: +45 8675 1515

Fax: +45 8675 1519

Cell: +45 2448 8627

Mail: info@uni-z.dk

www.uni-z.dk

CVR: 27122752



Diwar